

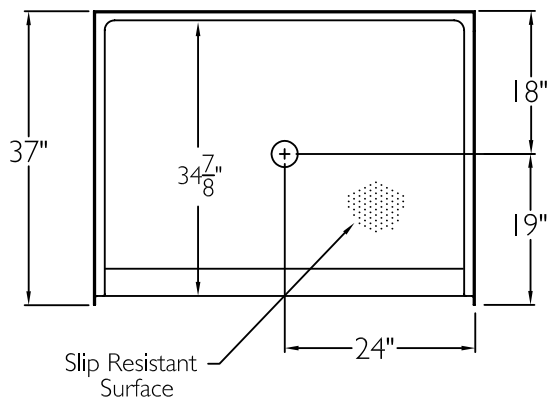
CD Technical Data Sheet  
**BASES COLLECTION**  
**SSB4836SH**

**BASES COLLECTION**  
 Enhancing Livable Design

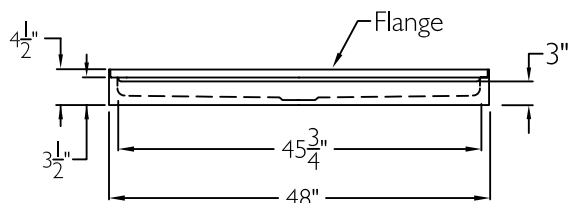
TECHNICAL INFORMATION

OD 48" x 37" x 4.5"  
 THRESHOLD 3"  
 LOAD FACTOR 0.18  
 HANDED BY Center Drain

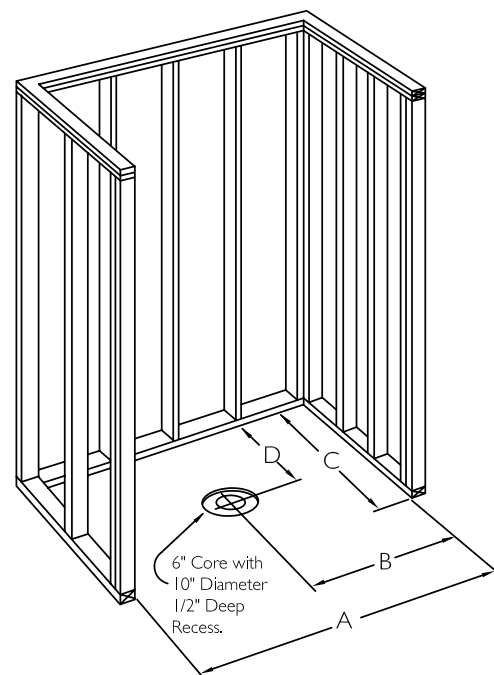
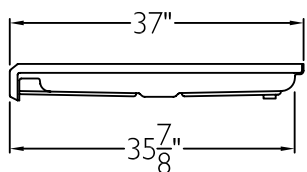
TOP VIEW



FRONT VIEW



SIDE VIEW



FRAMING DIMENSIONS

A 48.25"    B 24.125"  
 C 37"        D 18"

ADDITIONAL CODES

ICC/ANSI I 7.1, BOCA, NAHBUPC,  
 Southern Building Code

