

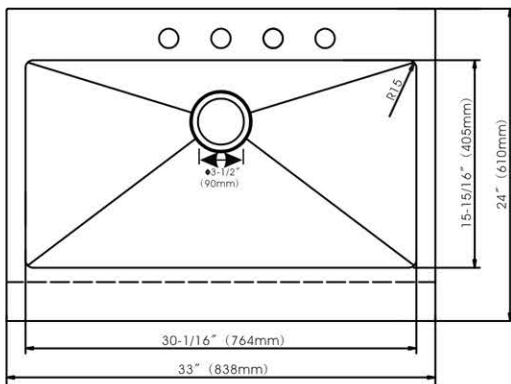


# Stainless Steel Kitchen Sink

Retrofit R15 Radius Dual-Mount Single Bowl Farm Sink with Flat Front Apron



**Product Compliance:**  
 • ASME A112.19.3-2008 / CSA B45.4-08



Model	Depth	Gauge
482-6516	8"	18G

## 33" x 24" x 8" Dual-Mount Single Bowl Flat Front Apron Farm Sink

### FEATURES

- \* Premium Grade T-304 Stainless Steel
- \* R15 Radius Corner for Easy Cleaning
- \* 7-1/2" Apron Height, 8" Depth Bowl, 18 Gauge
- \* Lustrous Satin
- \* Highlighted Rim
- \* 3-1/2" Drain Opening
- \* Fully Coated Underneath with Heavy Duty Sound Deadening Pads
- \* Includes 7 U-Channel Clips and 7 Fasteners for Top-Mount or Under-Mount Installations
- \* Cutout Template (DXF File Available)
- \* Limited Lifetime Warranty



### Optional Accessories



Basket Strainers



Deep Cup Basket Strainers



Soap Dispensers

Project / Job Name			
Architect / Engineer			
Contractor			
Model		Quantity	
Notes:			