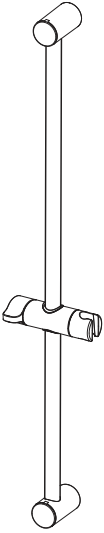
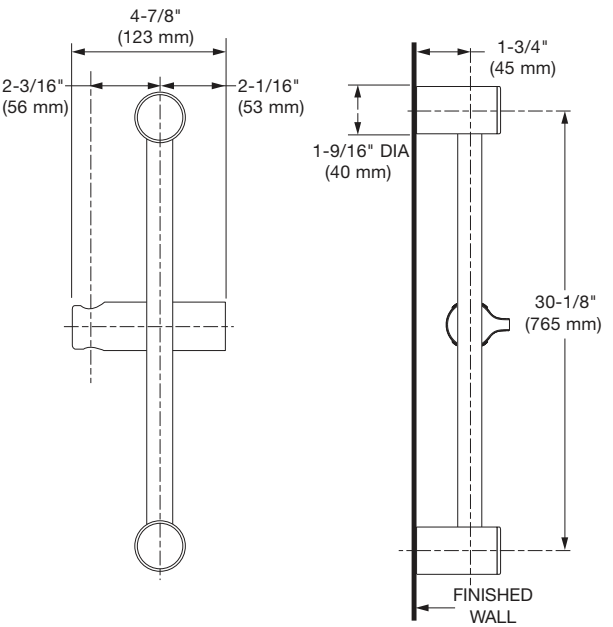



Model #	Description	Finishes	Rough-In Dimensions
<p>1660.730</p> 	<p>30" STANDARD SLIDE BAR Adjustable shower holder can be set at any height or position along the bar and angles up to 45 degrees.</p>	<p>.002 Polished Chrome .013 Polished Nickel .295 Brushed Nickel .278 Legacy Bronze .243 Matte Black</p>	 <p>4-7/8" (123 mm) 2-3/16" (56 mm) 2-1/16" (53 mm) 1-3/4" (45 mm) 1-9/16" DIA (40 mm) 30-1/8" (765 mm) FINISHED WALL</p>

 Meets the Americans with Disabilities Act Guidelines and ANSI A117.1 Requirements for Accessible and Useable Building Facilities-Check Local Codes